

PUBLIC TRANSPORTATION USAGE AT HIGH LEVELS – CAN BE EVEN HIGHER WITH SERVICE IMPROVEMENTS AND ADDED AMENITIES.

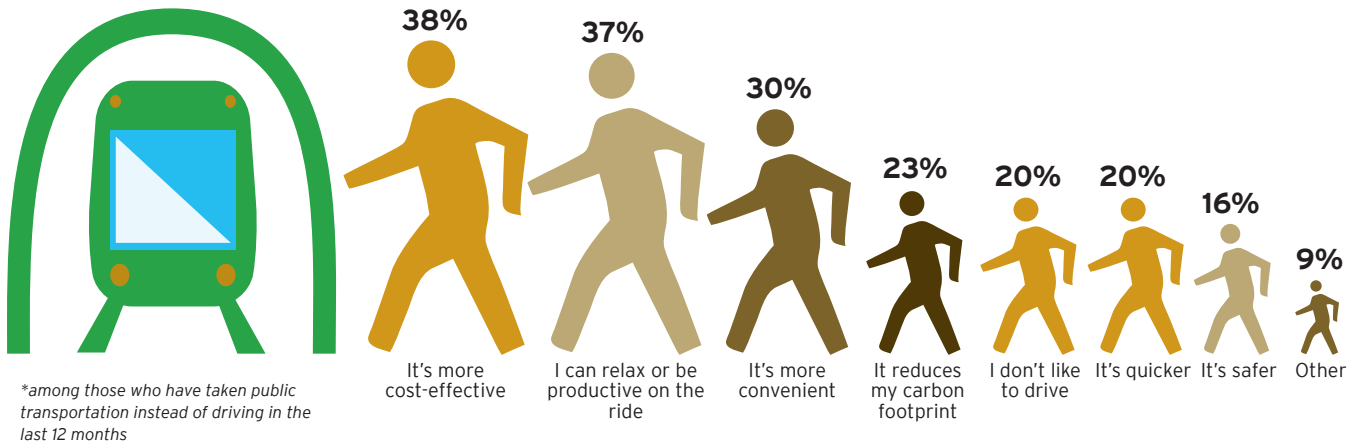
Today, two-thirds of Americans are using public transportation because they believe it provides benefits not available when driving. While public transportation use is at high levels, more people can be encouraged to ride if they are provided with service improvements and added amenities.

A new America THINKS survey by HNTB Corporation, a national infrastructure solutions firm, explores why Americans are using public transportation, what they like and don't like, and offers public transportation agencies some of their ideas that could increase ridership.

WHY I LIKE THE RIDE

Americans who use public transportation instead of driving appreciate the benefits they are able to enjoy, including more cost effective mobility, the opportunity to be productive while they are en route, and added convenience.

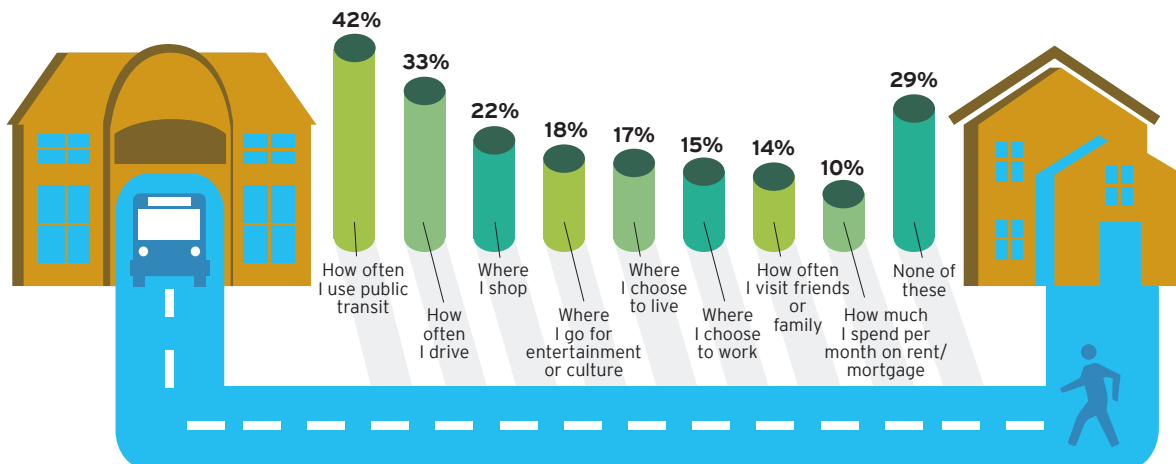
In the last 12 months, I've taken public transportation instead of driving because...*



LOCATION, LOCATION, LOCATION

Living in close proximity to public transportation stations significantly affects the day-to-day decisions Americans make on how to get around as well as many other aspects of their lives such as where to shop, live and work.

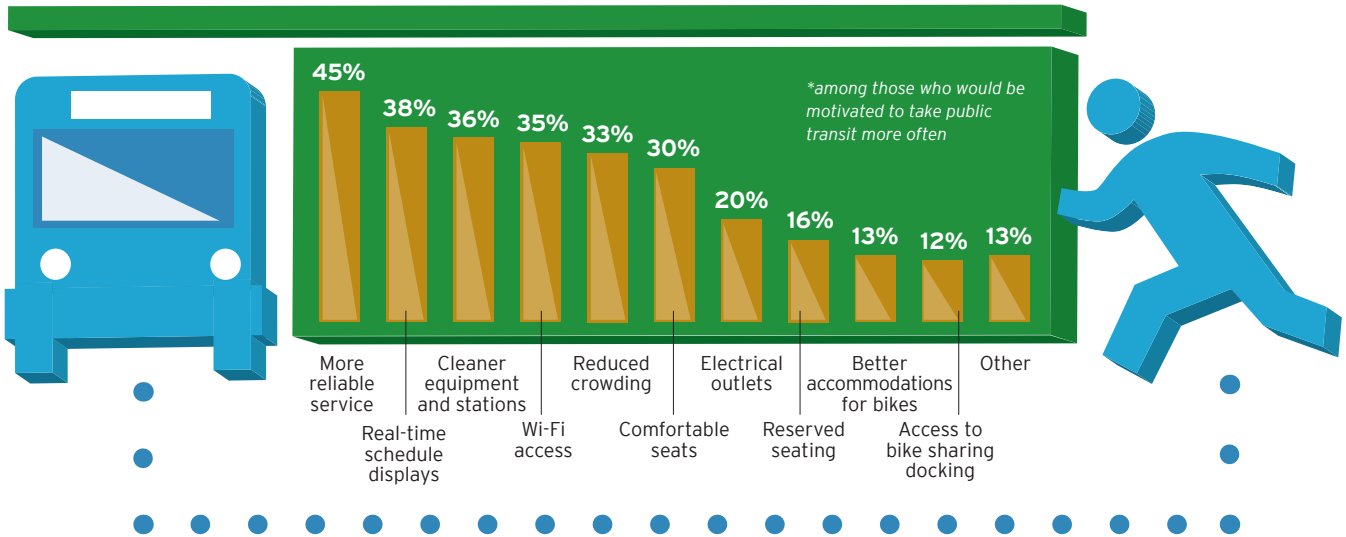
A public transportation station being in close proximity would impact...



WHAT'S IN IT FOR ME?

More than 158 million Americans are now using public transportation, yet four in five (80 percent) say they could be motivated to use it even more.

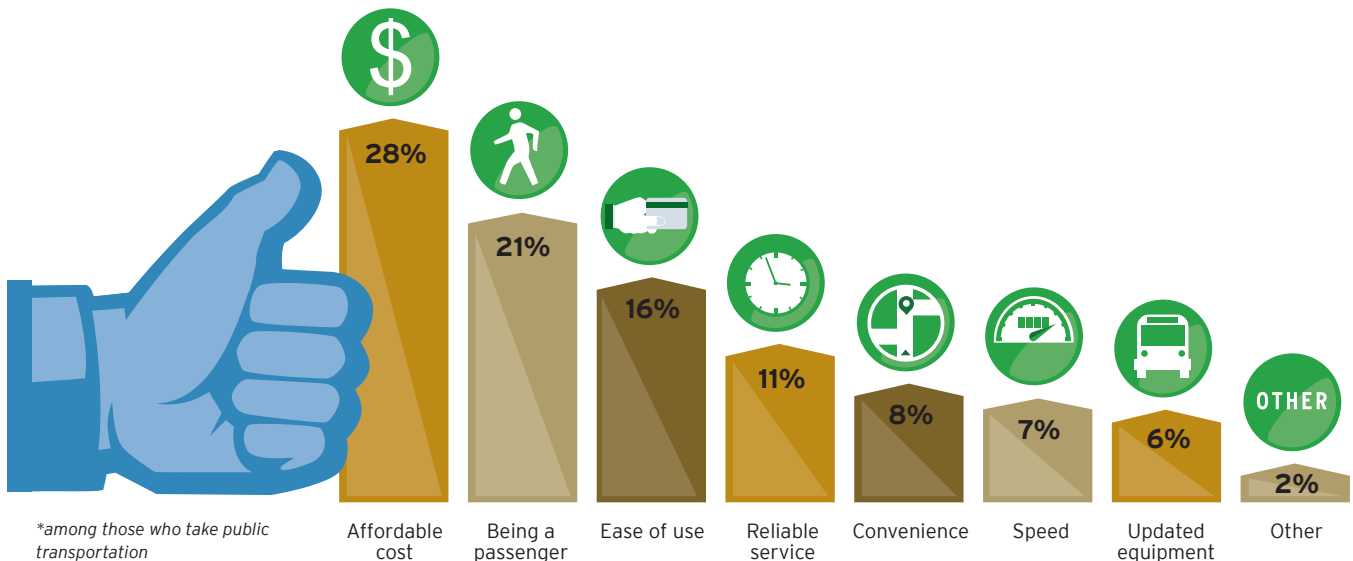
What would motivate you to take public transit more often?*



IT'S THE BEST THING

Americans who take public transportation like it because of the affordable cost, being a passenger and the ease of use.

The best thing about public transportation is ...*



HNTB's America THINKS 2015 public transit survey polled a random nationwide sample of 1,002 Americans between September 15 and September 25. It was conducted by Kelton, which used an e-mail invitation and online survey. Quotas were set to ensure reliable and accurate representation of the entire U.S. population ages 18 and over. The margin of error is +/- 3.1 percent. For more information, visit www.hntb.com or contact David Fridling (917) 438-0900, dfridling@hntb.com